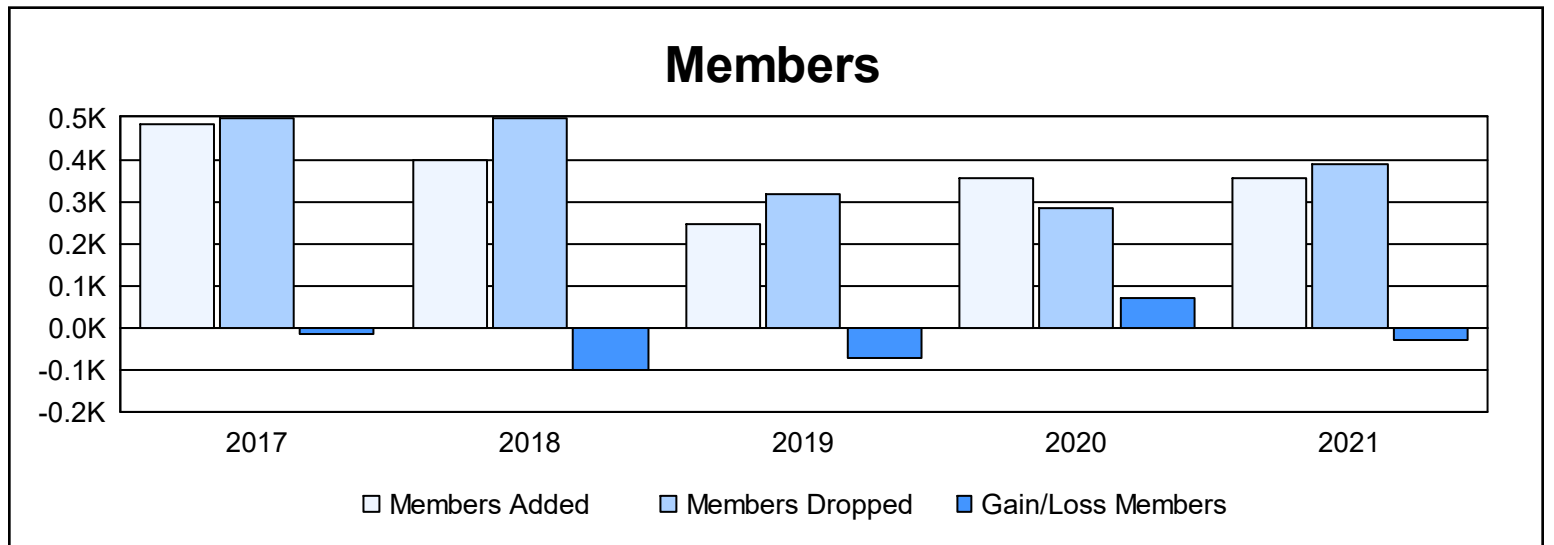
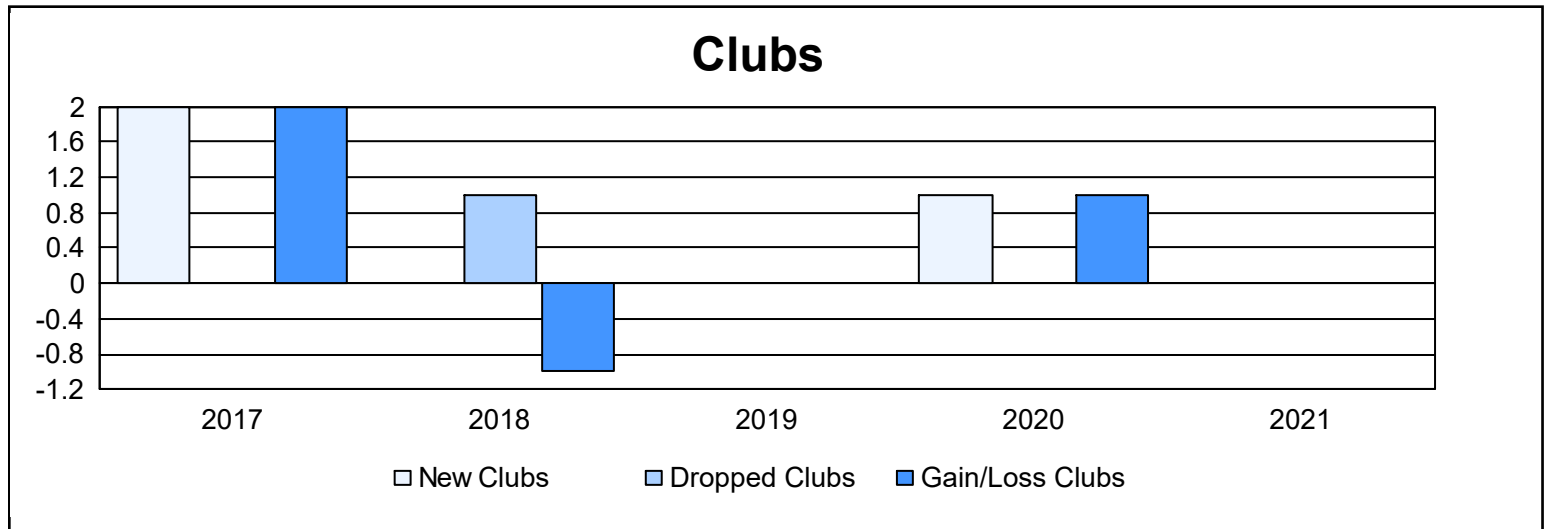
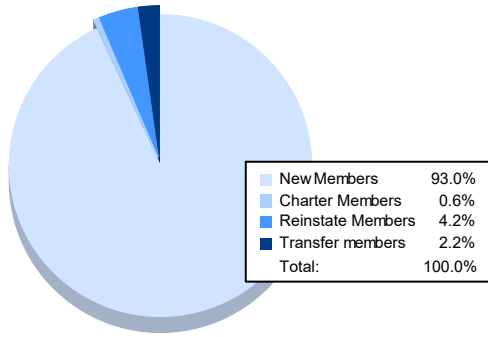


Year	New Clubs	Dropped Clubs	Gain/ Loss Clubs	New Members	Charter Members	Reinstate Members	Transfer Members	Total Member Added	Total Members Dropped	Gain/ Loss Members
2016-2017	2	0	2	368	68	26	19	481	497	-16
2017-2018	0	1	-1	350	7	23	16	396	497	-101
2018-2019	0	0	0	212	1	24	9	246	319	-73
2019-2020	1	0	1	285	33	25	12	355	285	70
2020-2021	0	0	0	331	2	15	8	356	386	-30
<b>Average</b>	<b>1</b>	<b>0</b>	<b>0</b>	<b>309</b>	<b>22</b>	<b>23</b>	<b>13</b>	<b>367</b>	<b>397</b>	<b>-30</b>



### Membership Composition June 2021 Cumulative



### Gender Composition June 2021 Cumulative

